



# EMS

## REGIONAL MUSCLE STIMULATION DEVICE

### OWNER MANUAL





## **1. PRODUCT INFORMATION**

**Model:** EMSSLIM

**Power Supply:** AC 220 V, 50–60 Hz

**Power:** 1500 W

**Magnetic Field Strength:** Maximum 7 TESLA

**Therapy Frequency:** Adjustable 1–100 Hz

**Number of Channels:** 2 (Maximum 2 Applicators)

**Number of Phases:** 1–10

**Programs:**

Aesthetic, Women's and Men's Health, Pelvic Floor Issues, Pain Relief, and Physiotherapy

**Program Count:** Ready-to-use Protocols



## **2. IMPORTANT SAFETY INFORMATION**

Improper setup or usage may negatively affect the device's sensitivity, balance, and lifespan. Therefore, please read this user manual carefully before installation, and review it periodically to ensure proper maintenance and extended device life.

## **3. PRECAUTIONS DURING USE**

The operator must know how to install, adjust, and use the device, as well as handle emergency situations.

The user must:

- Be trained before operating the device.
- Operate safely in accordance with the user manual.
- Not operate the device without setting the correct parameters.
- Be able to turn the device on/off, clean, ground, and connect it properly.
- Verify that the device is being used safely.
- Press the emergency stop button in hazardous situations.

## **4. WARNINGS**

THE DEVICE MUST ONLY BE USED BY TRAINED PROFESSIONALS.  
THE MAIN SWITCH MUST BE KEPT ONLY BY AUTHORIZED PERSONNEL.  
INSTALLATION AND OPERATION MUST COMPLY WITH THE TECHNICAL INFORMATION PROVIDED ON PAGE 2 AND IN RELEVANT SECTIONS OF THIS MANUAL.



## **5. SUITABLE POWER SOCKET AND PLUG USE**

Always use power cords and plugs in good condition. The electrical wiring used inside the building must be multi-core and at least 4mm thick. When unplugging, always hold the plug — never pull from the cable. Ensure a proper UPS protection unit is connected between the device and the main power line.

## **6. GROUNDING UNIT**

The unit is grounded via the power cable. Proper grounding is essential for safe operation. Ensure the building's grounding system is in good condition before installation. Otherwise, the motherboard, power supply, and other electrical components may be damaged.

## **7. ENVIRONMENTAL REQUIREMENTS**

For maximum performance, the ambient temperature should be between 20–25°C. Room airflow should not be obstructed — keep at least 50–70 cm of space around the device.

Avoid dusty environments, as dust can damage optical systems and shorten component lifespan. If dust-free conditions are not possible, use a dust filter. Avoid humid environments, as moisture can also damage internal systems. If dry conditions cannot be maintained, use a humidity control unit.



## **8. EMERGENCY STOP BUTTON**

If any unexpected situation occurs during operation, immediately press the Emergency Stop Button. This will not damage the device. Once the issue is resolved, rotate the button clockwise to resume operation.

## **9. PRE-INSTALLATION REQUIREMENTS**

The device must be unpacked, installed, and tested only by qualified personnel. Unauthorized interference is strictly prohibited.

## **10. CLEANING AND DISINFECTION**

Before the first use, the device's exterior surfaces (except fiber tips and optical parts of the handpiece) and foot pedal must be disinfected using a disinfectant solution and a damp cotton cloth. This process can be repeated as needed.

## **11. STORAGE IN COLD CONDITIONS**

If the device needs to be protected from freezing temperatures, authorized technical service personnel must be informed in advance.

## **12. DEVICE DESCRIPTION**

The device features the latest technology based on High-Intensity Focused Electromagnetic Energy (HIFEM). A single session induces thousands of powerful muscle contractions, resulting in significantly higher calorie burn compared to conventional workouts. It also improves skin appearance, helps eliminate cellulite, increases muscle tone and strength, and enhances skin firmness. During a 30-minute EMS session, the treated area performs the equivalent of 20,000 exercises. EMS induces supramaximal contractions, stronger than those achieved by voluntary exercise. These supramaximal contractions cause muscle adaptation — fibers grow (muscle hypertrophy) and new fibers form (muscle hyperplasia). This results in increased muscle density and volume.



### **13. DEVICE TRANSPORTATION**

When moving the device within a clinic:

1. Unplug all cables.
2. Remove the foot pedal.
3. Disconnect the fiber transfer system.
4. Slide the fiber support arm downward.
5. Gently hold the handles at the front and carry carefully.

### **14. BOX CONTENTS**

<b>Device Head</b>	<b>2</b>
<b>EMS Band</b>	<b>2</b>

### **15. PERIODIC MAINTENANCE INFORMATION**

Maintenance must be performed only by authorized personnel. Unauthorized intervention is strictly prohibited.






- Before use, perform a visual inspection to ensure all components are functioning properly.
- Cleaning after each use is recommended.



## 16. SPARE PARTS LIST

220 volt cable	1 piece
----------------	---------

## 17. PICTOGRAM

	<p style="text-align: center;"><b>HIGH VOLTAGE WARNING</b></p>		<p style="text-align: center;"><b>PLEASE REFER TO THE USER'S USE AND MAINTENANCE MANUAL. THIS WARNING AWARNS THE USER OF THE POSSIBILITY OF DAMAGE TO THE DEVICE.</b></p>
	<p style="text-align: center;"><b>PROTECTIVE EARTH SYMBOL</b></p>	 	<p style="text-align: center;"><b>THE METHOD, PRACTICE, AND SITUATION WARNING WARNINGS ABOUT THE POSSIBLE DAMAGES TO THE DEVICE AND USERS.</b></p>



## **18. WARRANTY TERMS**

- The warranty period starts from the date of delivery and lasts 2 years.
- All components of the device are covered by the warranty.
- The device's expected lifespan is 10 years.
- Failures resulting from improper use or lack of maintenance as stated in this manual are not covered by the warranty.
- The manufacturer reserves the right to determine the nature of defects, repair methods, and service locations.
- Warranty coverage applies only when the device and warranty terms are followed. No additional compensation or rights may be claimed.
- If any information such as brand, model, or serial number on the warranty certificate or device is altered or removed, the warranty becomes void.
- The warranty covers only material and workmanship defects. Authorized service personnel assigned by the manufacturer must handle all repairs during the warranty period. Unauthorized repairs will void the warranty.



NEW GENERATION FITNESS DEVICES

